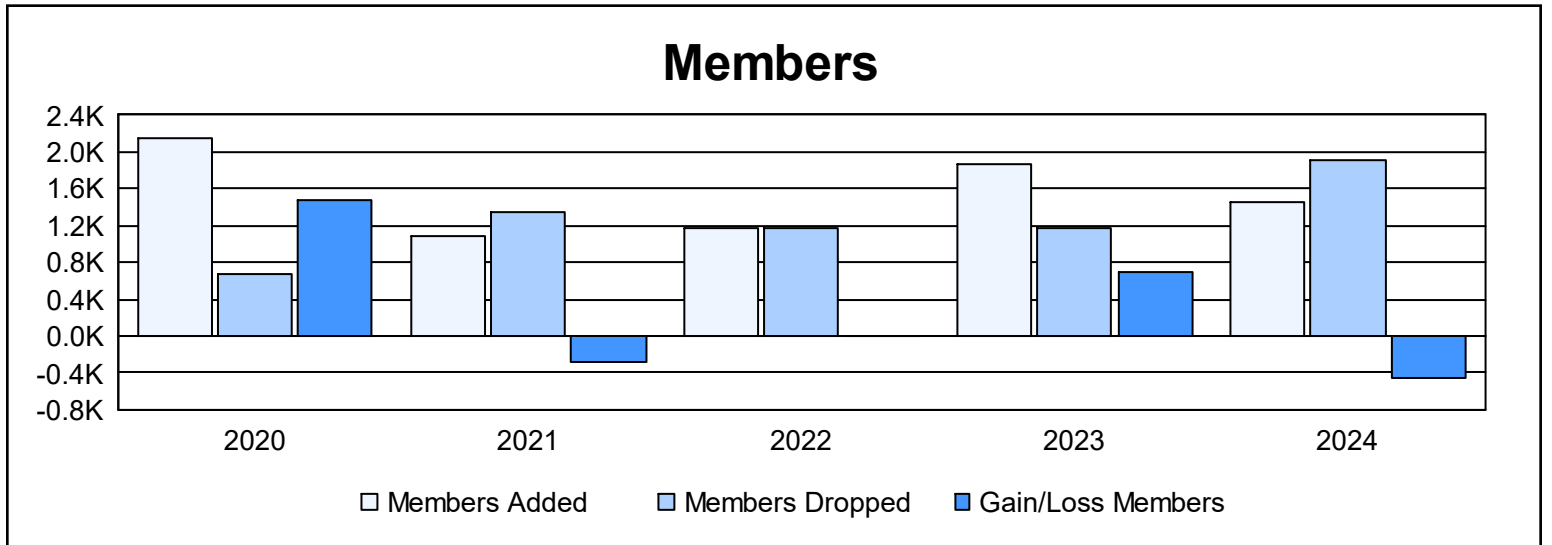
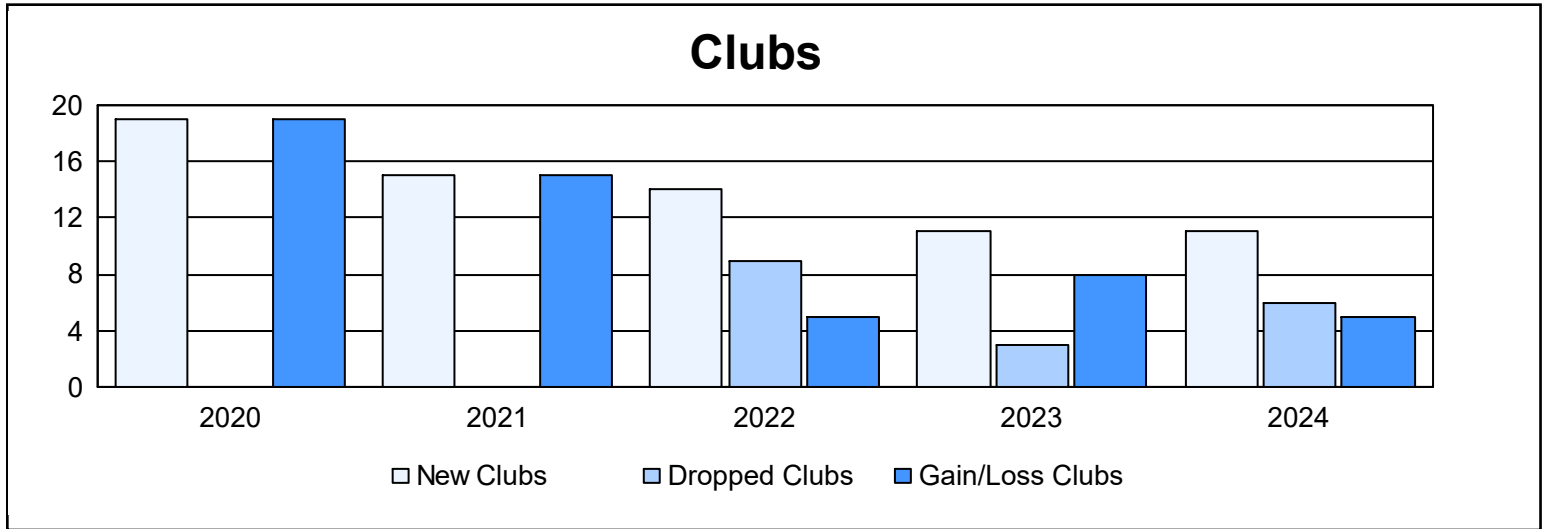
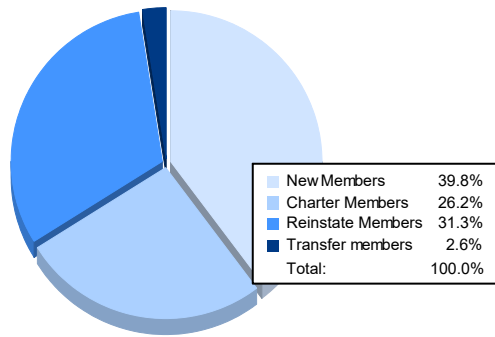


| Year           | New Clubs | Dropped Clubs | Gain/ Loss Clubs | New Members | Charter Members | Reinstate Members | Transfer Members | Total Member Added | Total Members Dropped | Gain/ Loss Members |
|----------------|-----------|---------------|------------------|-------------|-----------------|-------------------|------------------|--------------------|-----------------------|--------------------|
| 2019-2020      | 19        | 0             | 19               | 1,535       | 516             | 79                | 14               | 2,144              | 676                   | 1,468              |
| 2020-2021      | 15        | 0             | 15               | 565         | 464             | 49                | 5                | 1,083              | 1,356                 | -273               |
| 2021-2022      | 14        | 9             | 5                | 638         | 412             | 113               | 10               | 1,173              | 1,178                 | -5                 |
| 2022-2023      | 11        | 3             | 8                | 1,277       | 364             | 152               | 70               | 1,863              | 1,165                 | 698                |
| 2023-2024      | 11        | 6             | 5                | 578         | 381             | 455               | 38               | 1,452              | 1,906                 | -454               |
| <b>Average</b> | <b>14</b> | <b>4</b>      | <b>10</b>        | <b>919</b>  | <b>427</b>      | <b>170</b>        | <b>27</b>        | <b>1,543</b>       | <b>1,256</b>          | <b>287</b>         |



### Membership Composition June 2024 Cumulative



### Gender Composition June 2024 Cumulative

